

### Typical Applications

For use in high frequency rectification of power supplies, inverters, converters, and freewheeling diodes for consumer, and telecommunication.

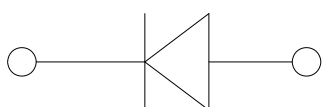
### Mechanical Data

**Package:** SMBF

Molding compound meets UL 94 V-0 flammability rating, RoHS-compliant, halogen-free

**Terminals:** Tin plated leads, solderable per J-STD-002 and JESD22-B102

**Polarity:** Cathode line denotes the cathode end



### Maximum Ratings ( $T_a=25$ Unless otherwise specified)

PARAMETER		VRRM	V	600
Maximum RMS Voltage	$V_{RMS}$	V		420
Maximum DC blocking Voltage	$V_{DC}$	V		600
Average rectified output current 4 60Hz half-sine wave $\checkmark$ resistance load $\checkmark$ TC (Fig.1)	$I_O$	A		4.0
Forward Surge Current (Non-repetitive) 4 60Hz Half-sine wave $\checkmark$ 1 cycle $\checkmark$ $T_a=25$	$I_{FSM}$	A		100
Forward Surge Current (Non-repetitive) @ 1ms, square wave, 1 cycle, $T_j=25$				200
Current squared time @ 1ms $\leq$ 8.3ms $T_j=25$ Rating of per diode	$I^2t$	$A^2s$		41.5
Typical junction capacitance @ Measured at 1MHz and Applied Reverse Voltage of 4.0 V.D.C	$C_j$	pF		50
Storage temperature	$T_{stg}$			-55 ~ +150
Junction temperature	$T_j$			-55 ~ +150

### Electrical Characteristics $T_a=25$ Unless otherwise specified

PARAMETER	SYMBOL	UNIT	TEST CONDITIONS	MURS460BF
			$T_j=125$	50



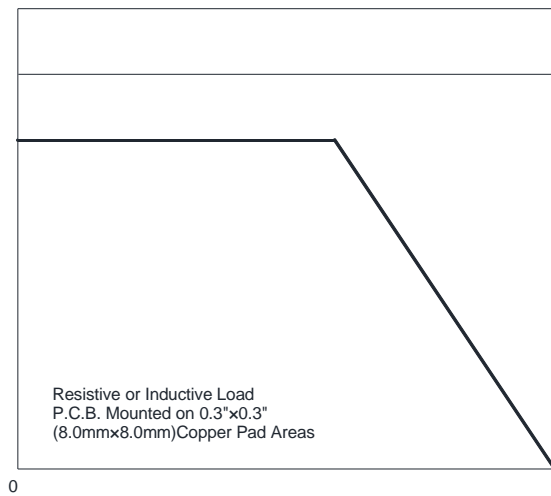
# MURS460BF

## Thermal Characteristics $T_a=25$ Unless otherwise specified

PARAMETER	SYMBOL	UNIT	MURS460BF
Typical Thermal resistance	$R_{J-A}^{(1)}$	/W	60
	$R_{J-L}^{(1)}$		20
	$R_{J-C}^{(1)}$		15


Note:  
(1) Thermal resistance from junction to ambient and from junction to lead mounted on P.C.B. with 0.3" x 0.3" (8.0 mm x 8.0 mm) copper pad areas

## Characteristics (Typical)





SMBF



Dimensions in millimeters



- Âj M 1. A 1. A 1. A 1. A 1. A

---



## Disclaimer

The information presented in this document is for reference only. Yangzhou Yangjie Electronic Technology Co., Ltd. reserves the right to make changes without notice for the specification of the products displayed herein to improve reliability, function or design or otherwise.

The product listed herein is designed to be used with ordinary electronic equipment or devices, and not designed to be used with equipment or devices which require high level of reliability and the malfunction of which would directly endanger human life (such as medical instruments, transportation equipment, aerospace machinery, etc.).