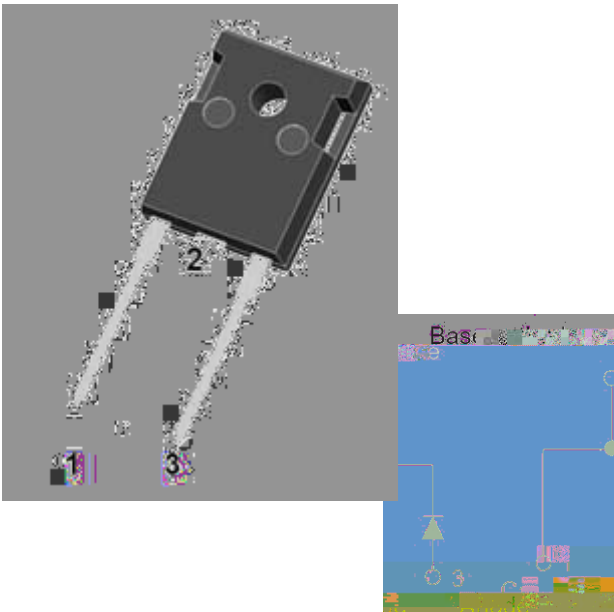


Ultra-Fast Recovery Rectifier Diodes



Features

- High frequency operation
- High surge forward current capability
- High purity, high temperature epoxy encapsulation for enhanced mechanical strength and moisture resistance
- Guard ring for enhanced ruggedness and long term reliability
- Solder dip 275 °C max. 7 s, per JESD 22-B106

Typical Applications

Typical applications are in switching power supplies, converters, freewheeling diodes, and reverse battery protection.

Mechanical Data

Package: TO-247AC

Molding compound meets UL 94 V-0 flammability rating, RoHS-compliant

Terminals: Tin plated leads, solderable per J-STD-002 and JESD22-B102

Polarity: As marked

Maximum Ratings ($T_j=25$ Unless otherwise specified)

PARAMETER	SYMBOL	UNIT	MURL6060P
Device marking code			MURL6060P
Repetitive Peak Reverse Voltage	VRRM	V	600
Average Rectified Output Current @60Hz half sine-wave, R-load, T_c (FIG.1)	I_o	A	60 840

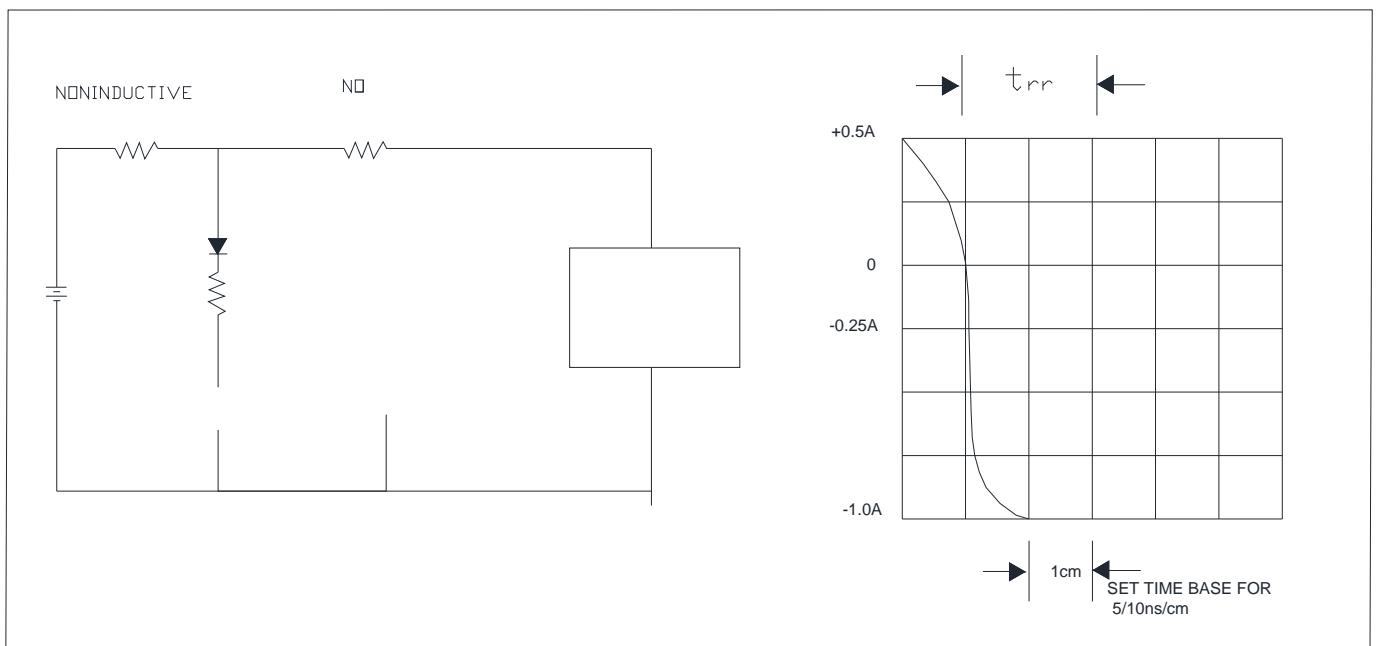
Single Pulse Avalanche Energy @ $T_p=40\mu s$, $T_j=25$, $L=15mH$	EAS	mJ	550
Storage Temperature	T_{stg}		-55 ~ +175
Junction Temperature	T_j		-55 ~ +175
Typical Junction capacitance @4V,1MHz	C_j	pF	197

Typ	Max
1.35	1.80
-	5.0
-	200
60	75
99.85	-
166.77	-
7.55	-
16.75	-
375.85	-
1350	-

MURL6060P
1.0


RTON (pcs)	DELIVERY MODE
	Tube

FIG.5 Diagram of circuit and Testing wave form of reverse recovery time





Outline Dimensions



TO-247AC		
Dim	Min	Max
A	4.80	5.20
A1	2.21	2.61
A2	1.85	2.15
b	1.11	1.36
b2	1.91	2.21



Disclaimer

The information presented in this document is for reference only. Yangzhou Yangjie Electronic Technology Co., Ltd. reserves the right to make changes w