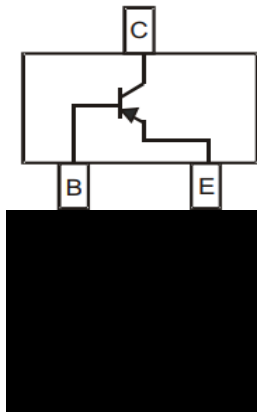


PNP General Purpose Amplifier



SOT-23

Features

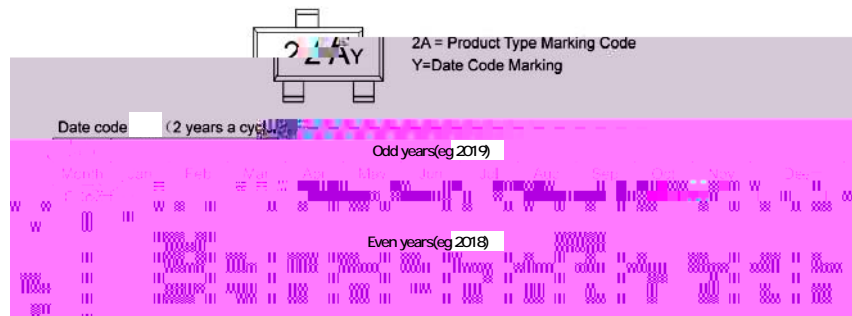
- Epoxy meets UL-94 V-0 flammability rating and halogen free
- Moisture Sensitivity Level 1
- Part no. with suffix "Q" means AEC-Q101 qualified

Mechanical Data

Case: SOT-23

Terminals: Tin plated leads, solderable per J-STD-002 and JESD22-B102

Marking:



Maximum Ratings (Ta=25 unless otherwise noted)

Item	Symbol	Unit	Conditions	Value
Collector-Base Voltage	V_{CBO}	V		-40
Collector-Emitter Voltage	V_{CEO}	V		-40
Emitter-Base Voltage	V_{EBO}	V		-5
Collector Current -Continuous	I_C	mA		-200

Total Device Dissipation 417

Junction Temperature	T_j			-55 to +150
Storage Temperature	T_{STG}			-55 to +150

(*) Device mounted on FR-4 PCB 1.0 x 1.0 x 0.06 inch.



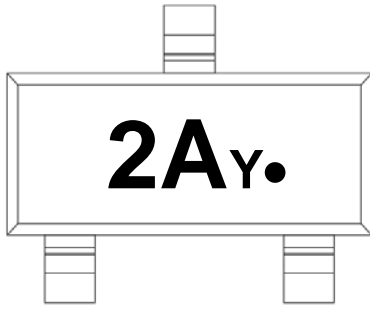
Electrical Characteristics (Ta=25





SOT-23 Package Outline Dimensions

DIM	INCHES		MM		NOTE
	MIN	MAX	MIN	MAX	
A	0.035	0.045	0.90	1.15	
A1	0.000	0.004	0.00	0.10	
A2	0.035	0.041	0.90	1.05	
b	0.012	0.020	0.30	0.50	
c	0.004	0.008	0.10	0.20	
D	0.110	0.118	2.80	3.00	
E	0.047	0.055	1.20	1.40	
E1	0.089	0.100	2.25	2.55	
e	0.370TYP		0.95TYP		
e1	0.071	0.079	1.80	2.00	
L	0.220REF		0.55REF		
L1	0.012	0.020	0.30	0.50	
	0°	8°	0°	8°	

Marking Information**Note:**

1. All marking is at middle of the product body
2. All marking is in laser marking
3. 2AY is Marking Code determined by specific date
4. Body color: Black

