



2- Line, Uni-directional, ESD protection diode

Features

Transient protection for each line according to

IEC61000-4-2(ESD):

IEC61000-4-5:3.5

Low leakage current

Ultra low clamping voltage

RoHS Compliant

Part no. with suffix "Q" means AEC-Q101 qualified

Applications

Vehicle domain controller ,VCU electrostatic protection

Electrostatic protection for automotive electronic multimedia interface

CAN Bus protection

Automotive applications

Mechanical Data

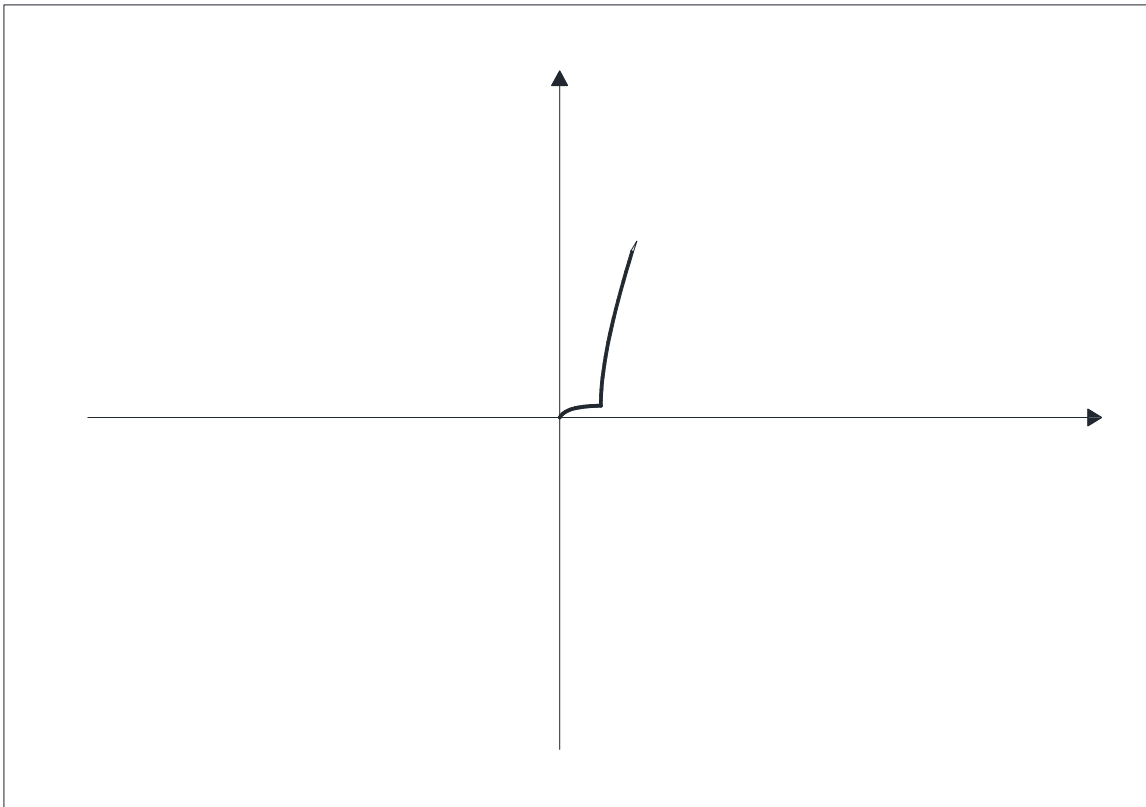
Package: SOT-23

Lead Finish: Matte Tin

Case Material: "Green" Molding Compound

Moisture Sensitivity: Level 1 per J-STD-020

Definitions of electrical characteristics





ESD2702ETSQ

Maximum Ratings

PARAMETER	SYMBOL	LIMITS	UNIT
Peak pulse power ($t_p = 8/20\mu s$)	P_{pk}	245	W
ESD according to IEC61000-4-2 air discharge	V_{ESD}	± 16	KV
ESD according to IEC61000-4-2 contact discharge		± 16	
Junction temperature	T_J	-55~150	
Storage temperature	T_{STG}	-55~150	

Notes:

CAUTION: Stresses above those listed in "Absolute Maximum Ratings" may cause permanent damage to the component. This is a stress only rating and operation of the component at these or any other conditions above those indicated in the operational sections of this specification is not implied.

Electrical Characteristics $T_J=25$

PARAMETER	Symbol	UNIT	Conditions	Min	Typ	Max
Reverse Standoff Voltage	V_{RWM}	V				27
Reverse breakdown voltage	V_{BR}	V	$I_{BR} = 1mA$	31		38
Reverse leakage current	I_R	μA	$V_{RWM} = 27V$			0.5
Forward Voltage	V_F	V	$I_F=10mA$			1.1
Clamping voltage ¹⁾	V_C	V	$I_{PP} = 1A, t_p = 8/20\mu s$			50
		V	$I_{PP} = 3.5A, t_p = 8/20\mu s$			70
	I_P	A	$t_p = 8/20\mu s$			3.5
	C_J	pF	$V_R = 0V, f = 1MHz$		16	25

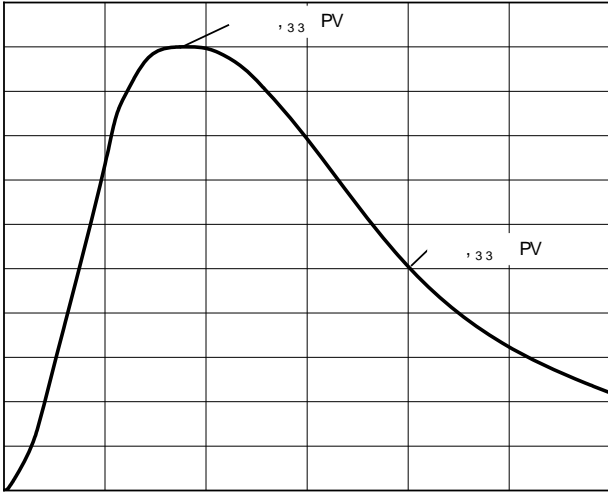
1000-4-5.

g)	MINIMUM PACKAGE(pcs)	INNER BOX QUANTITY(pcs)	OUTER CARTON QUANTITY(pcs)	DELIVERY MODE
0)	3000	30000	120000	7 reel

v & KDUDFWHULVWLFV 7 \ SLFDO

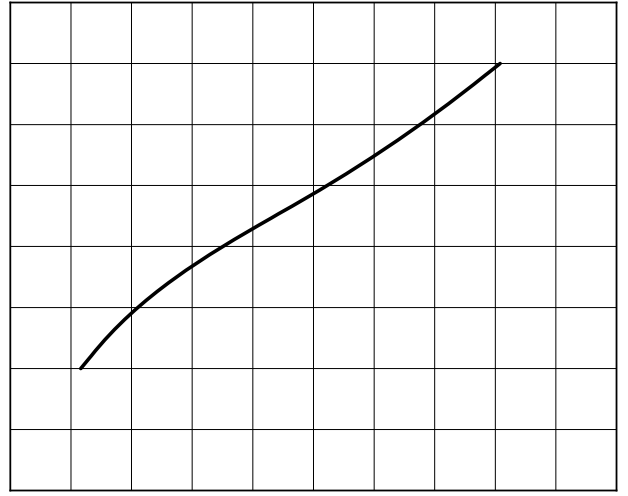
3 HDN 3 XOVH & X₃UHQW

)LJ V 3XOVH :DYHIRUP



/66 6KQ6[RK) [XKTZ '

,OM 6KQ6[RK) [XKTZ\Y)RGSVOTM<URZGMK

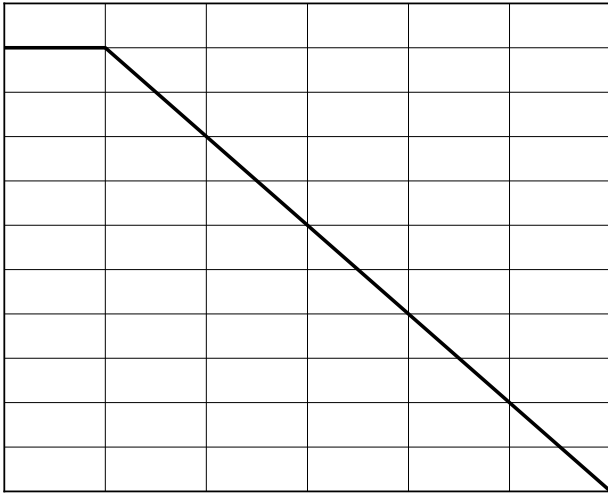


<))RGSVOTM<URZGMK <

7LPRV

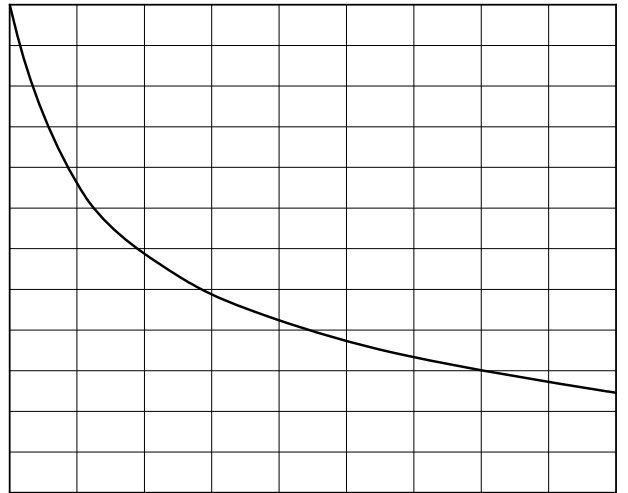
)LJ 3RZHU 'HUDWLQJ & XUYH

RI 5DWHG 3RZHU ,



)GVGZGTI K V,

,OM)GVGZGTI K\Y (GY



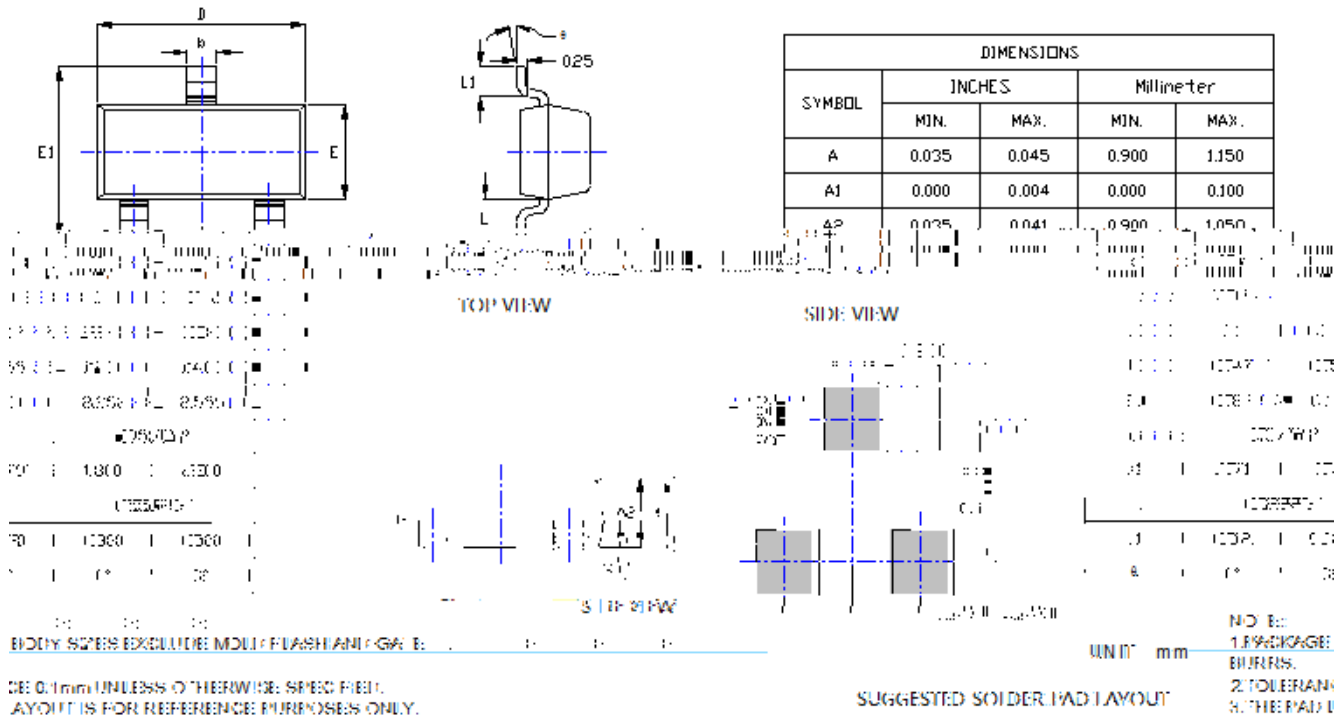
(GY <URZGMK <

\$PELHQW 7HPSHUDWXUH 7

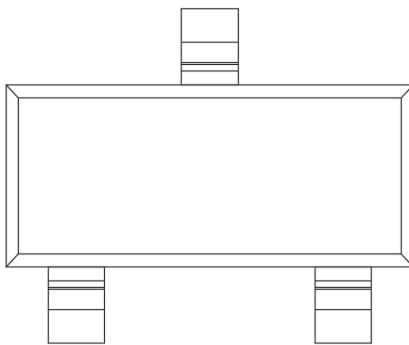


ESD2702ETSQ

Outline Dimensions



Marking Information



Note:

1. All marking is at middle of the product body
2. All marking is in laser marking
3. Body color: Black



Disclaimer

The information presented in this document is for reference only. Yangzhou Yangjie Electronic Technology Co., Ltd. reserves the right to make changes without notice for the specification of the products displayed herein to improve reliability, function or design or otherwise.

The product listed herein is designed to be used with automotive electronics are not designed for use in medical, life-saving, lifesustaining, or military, Yangjie or anyone on its behalf, assumes no responsibility or liability for any damages resulting from such improper use of sale.

This publication supersedes & replaces all information previously supplied. For additional information, please visit our website [http:// www.21yangjie.com](http://www.21yangjie.com) , or consult your nearest Yangjie's sales office for further assistance.