




P-Channel and P-Channel Compleme



Product Summ

- V_{DS}
- I_D
- R_{DS(ON)}(at V_{GS}=-10
- R_{DS(ON)}(at V_{GS}=-4.5
- 100% EAS Tested

General Descri

- Trench Power LV M
- High density cell de
- High Speed switchi
- Moisture Sensivity
- Epoxy Meets UL 94
- Halogen Free

Applications

- Battery protection
- Load switch
- Power managemen

Absolute Maximum Ratings (T_A=25 unless otherwise noted)

Parameter	Symbol			
Drain-source Voltage	V _{DS}			
Gate-source Voltage	V _{GS}	±20	V	
Drain Current (T _A =25)	I _D	-10	A	



YJS7328B

Electrical Characteristics ($T_J=25$ unless otherwise noted)

Parameter	Symbol	Conditions	Min	Typ	Max	Units
-----------	--------	------------	-----	-----	-----	-------

Static Parameter



Typical Electrical and Thermal Characteristics Diagrams

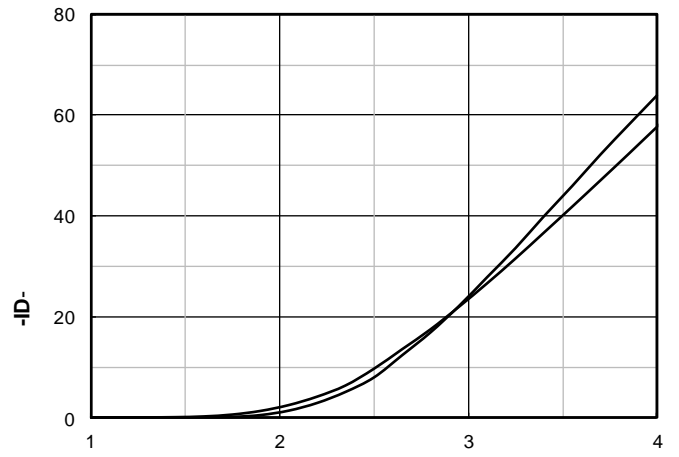




Figure 1. Output Characteristics





YJS7328B

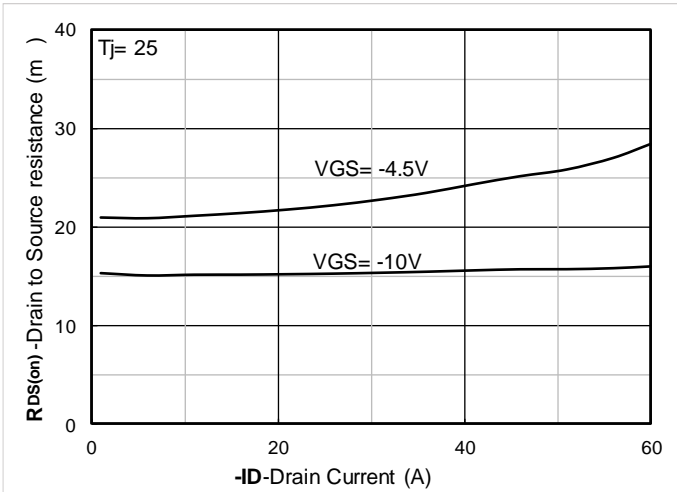


Figure 7. $R_{DS(on)}$ VS Drain Current

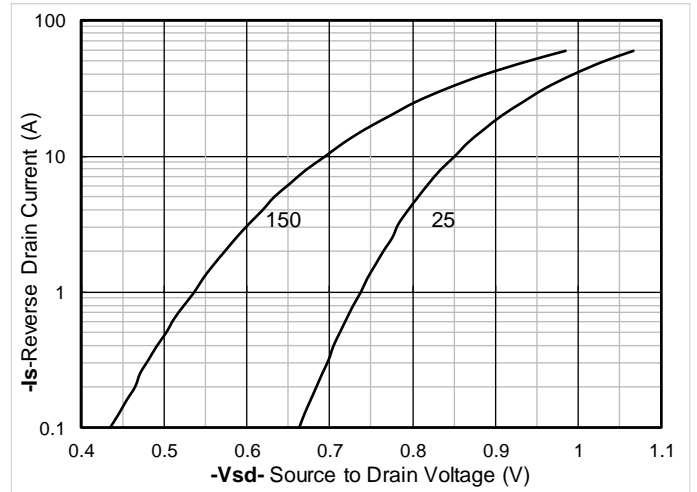


Figure 8. Forward characteristics of reverse diode

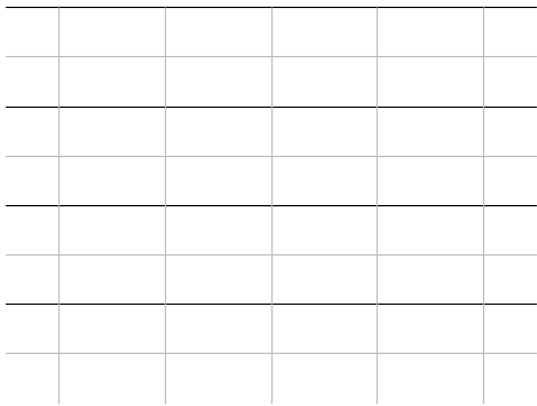


Figure 9. Normalized breakdown voltage

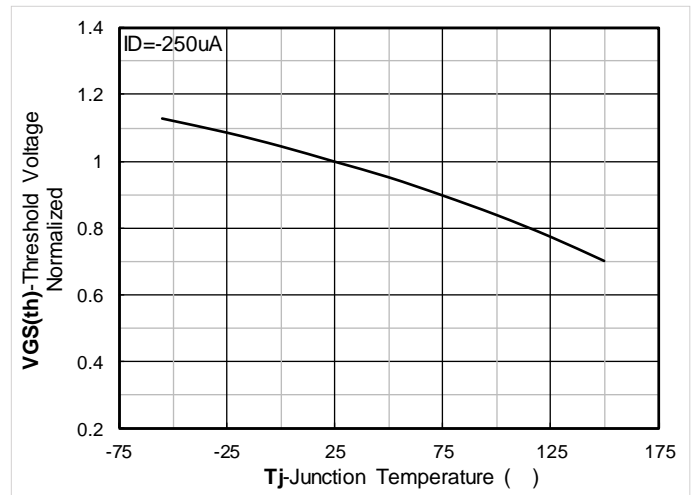
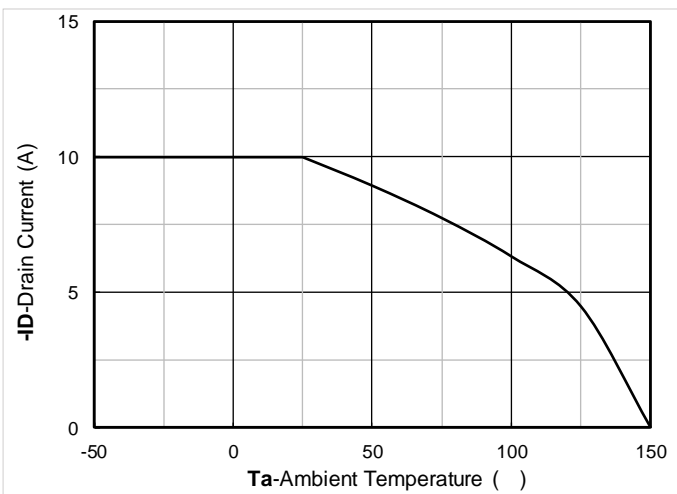



Figure 10. Normalized Threshold voltage







SOP-8 Package information

