

YJS15G10A



Typical Performance Characteristics

Figure1. Output Characteristics

Figure2. Transfer Characteristics

Figure3. Capacitance Characteristics

Figure4. Gate Charge

Figure5. Drain



YJS15G10A




Figure7. Drain current




Figure8. Safe Operation Area




Figure9. Normalized Maximum Transient Thermal Impedance



SOP-8 Package information

SYMBOL	MIN.		
	0.053	0.069	
B	0.004	0.010	
		0.061	
D		0.020	
E			
F			
G	0.050BSC		1.270BSC
H			
J			
K			

