

Excellent package for heat dissipation
High density cell design for low $R_{DS(ON)}$
Part no. with suffix "Q" means AEC-Q101 qualified

Power switching application
Uninterruptible power supply
DC-DC converter
12V Automotive systems

($T_A=25$ unless otherwise noted)

Drain-source Voltage		V_{DS}	40	V
Gate-source Voltage		V_{GS}	± 20	V
Drain Current	$T_C=25$	I_D	69	A
	$T_C=100$		48	
	$T_A=25$		12	
	$T_A=100$		8.6	
Pulsed Drain Current ^A		I_{DM}	276	A
Avalanche energy ^B		EAS	81	mJ
Total Power Dissipation ^C	$T_C=25$	P_D	42	W
	$T_C=100$		21	
	$T_A=25$		2.2	
	$T_A=100$		1.1	
Junction and Storage Temperature Range		T_J, T_{STG}	-55 +175	

Thermal Resistance Junction-to-Ambient ^D	Steady-State	R_{JA}	55	66	/W
Thermal Resistance Junction-to-Case	Steady-State	R_{JC}	2.9	3.5	

(Example)

YJQ69G04HHQ	F1	Q69G04H	5000	10000	100000	13" reel
-------------	----	---------	------	-------	--------	----------



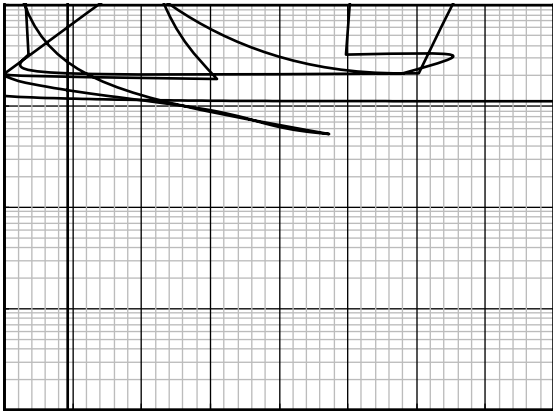
(T_J=25 unless otherwise noted)

--	--	--	--	--	--	--

< - 4 * ++ 4

v7\SLFDO (OHFWULFDO DQG 7KHUPDO &KDUDFWHULVWLFV 'LDJUDPV

)LJXUH 2XWSXW &KDUDFWHULVWLFV)LJXUH 7UDQVIHU &KDUD



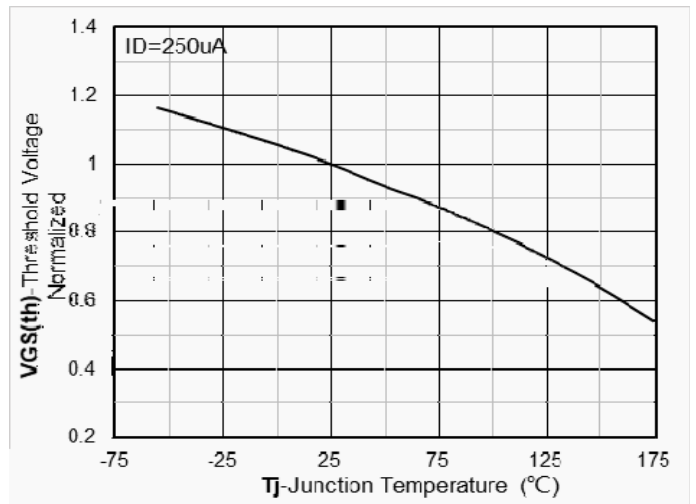

)LJXUH &DSDFLFWDHULVWLFV &KDUD)LJXUH *DWH &

)LJXUH 5HVLVWDQFH YV *DWH WR 6RXUFHJXUDJH &KDUD 5HVLVWDQFH



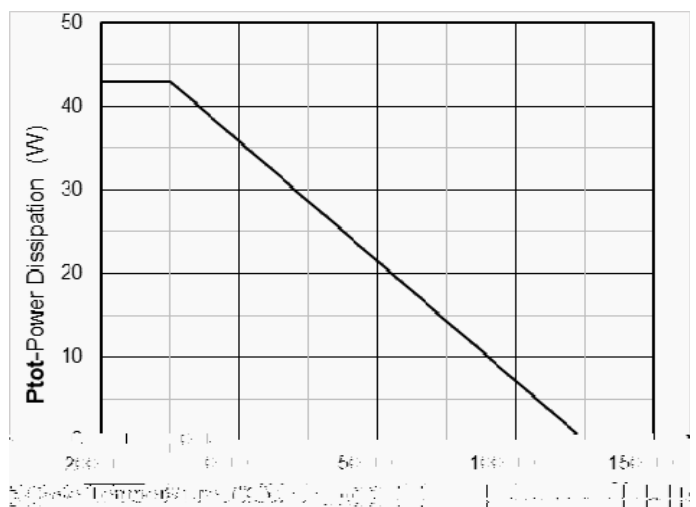
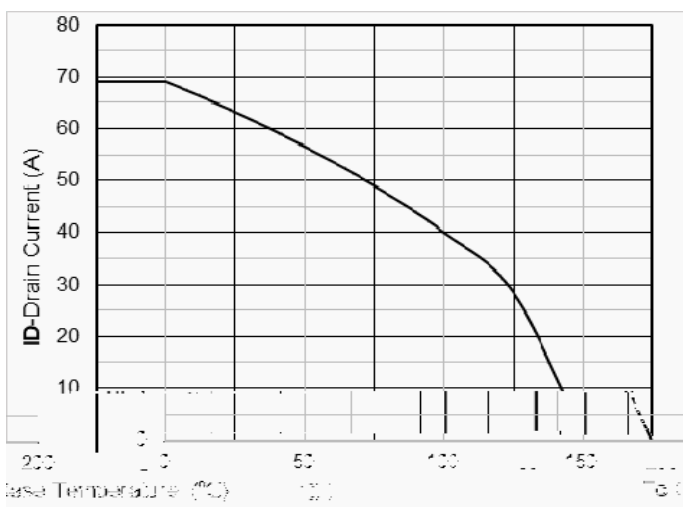
F RDS(on) VS Dra5 M ent

F F M is after e



F 10. N

do F 10. N



F M

ipate MMMMM

sipate

)LJXUH 0D[LPHKQWUVE DO ,PSHGDQFH)LJXUH 6DIH 2SHUDWL

