



MF200A12F2



Electrical Characteristics

Symbol	Conditions	Values			Units
		Min.	Typ.	Max.	
I_{RM}	$V_R=1200V$	--	--	1	mA
	$V_R=1200V, T_J=125^\circ C$	--	--	5	mA
V_F	$I_F=200A$	--	2.3		V
	$I_F=200A, T_J=125^\circ C$	--	1.9		V
t_{rr}	$I_F=1A, V_R=30V, di_F/dt=-200A/\mu s$	--	57	--	ns
t_{rr}	$V_R=600V, I_F=200A, di_F/dt=-200A/\mu s, T_J=25^\circ C$	--	110	--	ns
I_{RRM}		--	9	--	A
t_{rr}	$V_R=600V, I_F=200A, di_F/dt=-200A/\mu s, T_J=125^\circ C$	--	500	--	ns
I_{RRM}		--	21	--	A

Performance Curves

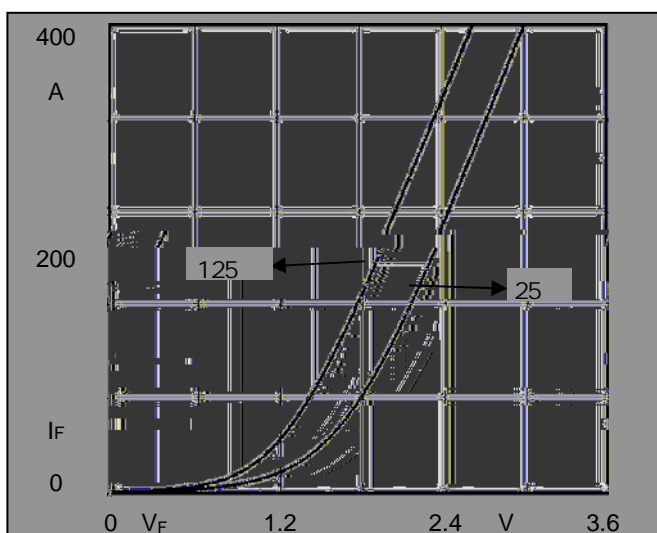


Fig1. Forward Voltage Drop vs Forward Current

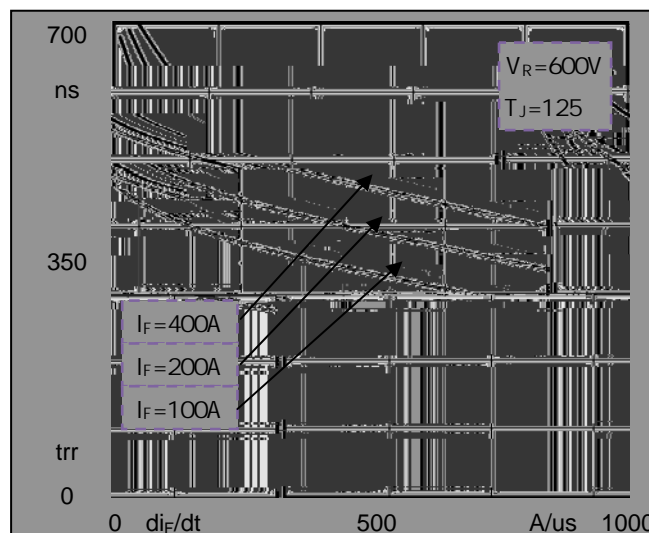


Fig2. Reverse Recovery Time vs di_F/dt




Fig3. Reverse Recovery Current vs di_F/dt

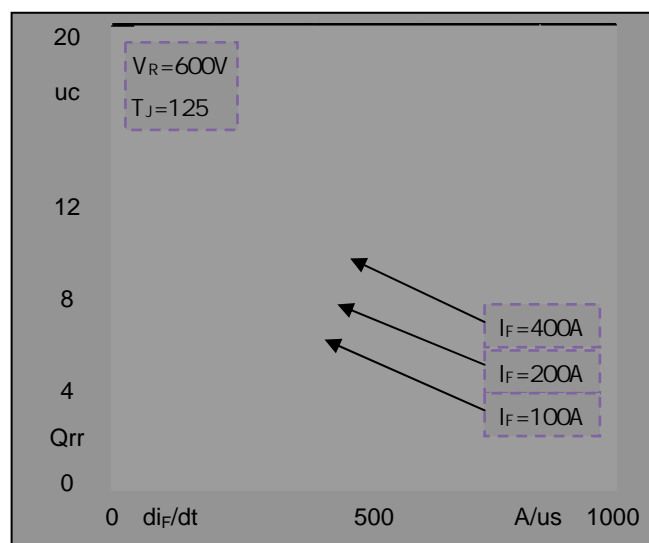


Fig4. Reverse Recovery Charge vs di_F/dt



MF200A12F2