

Features

- Ultra small package
- Stand-off voltage: 12V Max
- Transient protection for each line according to
 - IEC61000-4-2(ESD): $\pm 30\text{kV}$ (contact)
 - IEC61000-4-4 (EFT): 80A (5/50ns)
 - IEC61000-4-5(surge): 25A (8/20 μs)
- Low leakage current
- Low clamping voltage
- RoHS Compliant

Applications

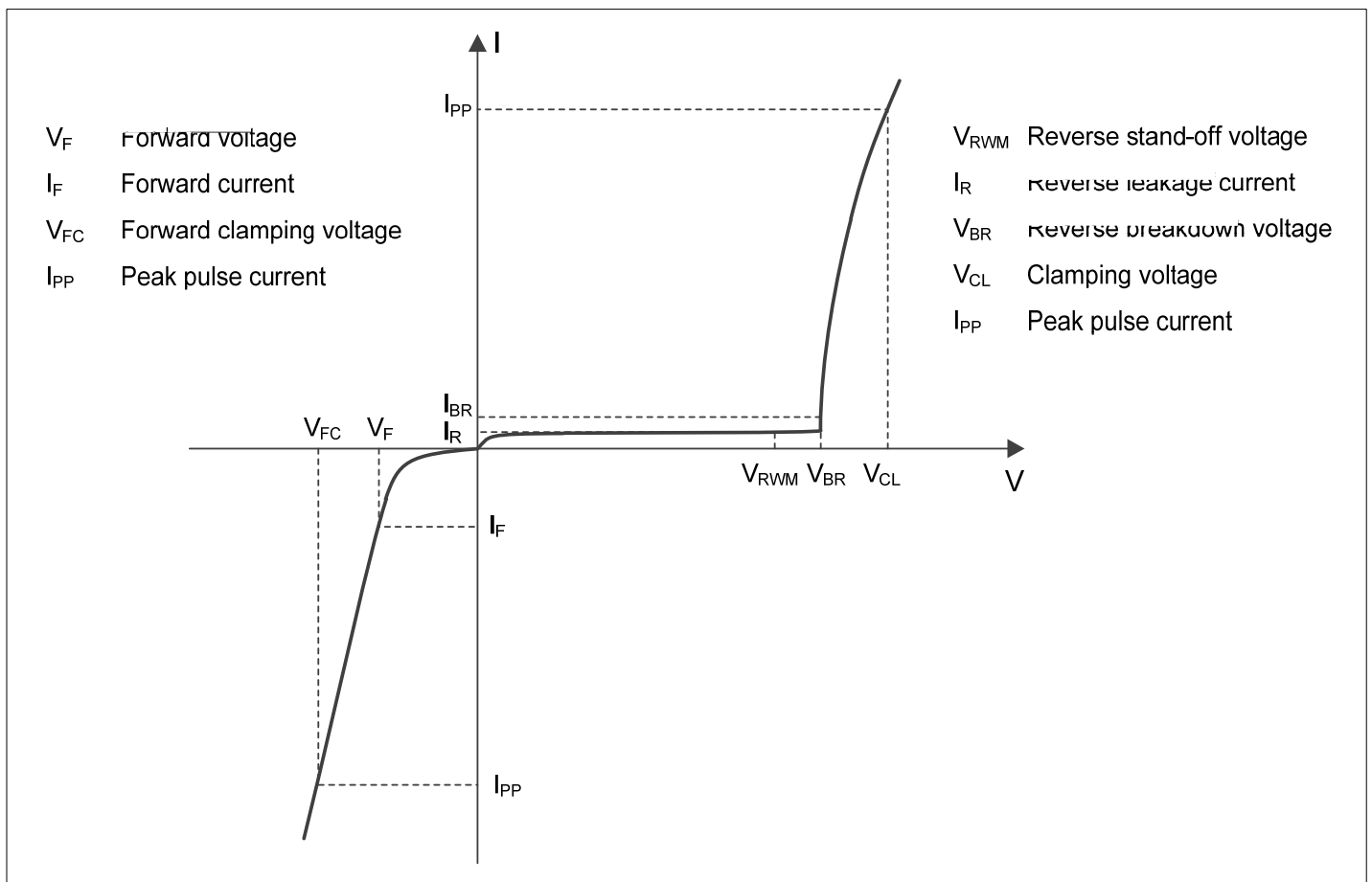
- Power supply protection
- Power management

Mechanical Characteristics

- Package: DFN1006-2L
- Case Material: "Green" Molding Compound.
- Moisture Sensitivity: Level 3 per J-STD-020
- Marking Information: See Below



Definitions of electrical characteristics





ESD12VLA

Absolute Maximum Ratings (Ta=25°C unless otherwise specified)

PARAMETER	SYMBOL	Rating	UNIT
Peak pulse power ($t_p = 8/20\mu s$)	P_{pk}	650	W
Peak pulse current ($t_p = 8/20\mu s$)	I_{PP}	25	A
ESD according to IEC61000-4-2 air discharge	V_{ESD}	± 30	KV
ESD according to IEC61000-4-2 contact discharge		± 30	KV
Junction temperature	T_J	125	°C
Operating temperature	T_{OP}	-40~85	°C
Storage temperature	T_{STG}	-55~150	°C

Electrical Characteristics (Ta=25 Unless otherwise specified)

PARAMETER	Symbol	UNIT	Conditions	Min	Typ	Max
Reverse maximum working voltage	V_{RWM}	V				12
Reverse leakage current	I_R	nA	$V_{RWM} = 12V$			100
Reverse breakdown voltage	V_{BR}	V	$I_{BR} = 1mA$	13	14	17
Forward voltage	V_F	V	$I_F = 20mA$	0.45		1.25
Clamping voltage ¹⁾	V_{CL}	V	$I_{PP} = 16A, t_p = 100ns$			

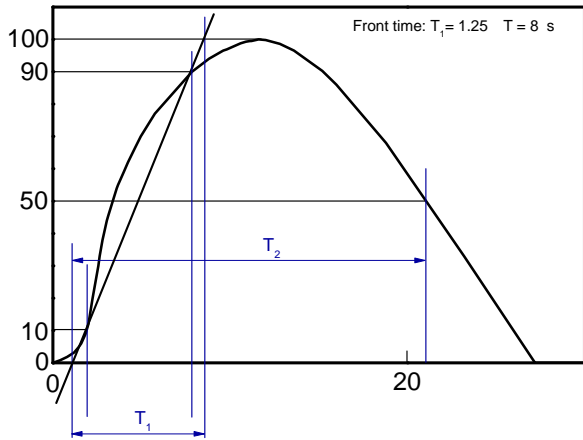


ESD12VLA

Typical Performance Characteristics (Ta=25 unless otherwise Specified)

8/20 μ s waveform per IEC61000 4 5

Contact discharge current waveform per IEC61000 4 2



Clamping voltage vs. Peak pulse current

Capacitance vs. Reverse voltage

Non repetitive peak pulse power vs. Pulse time

Power derating vs. Ambient temperature



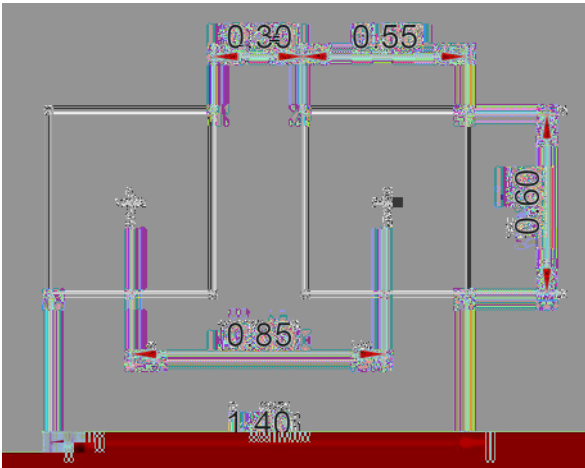
ESD12VLA

Outline Dimensions



Symbol	min (mm)	Max (mm)
--------	----------	----------

Recommend land pattern (Unit:mm)





ESD12VLA

Disclaimer

The information presented in this document is for reference only. Yangzhou Yangjie Electronic Technology Co., Ltd. reserves the right to make changes without notice for the specification of the products displayed herein to improve reliability, function or design or otherwise.

The product listed herein is designed to be used with ordinary electronic equipment or devices, and not designed to be used with equipment or devices which require high level of reliability and the malfunction of which would directly endanger human life (such as medical instruments, transportation equipment, aerospace machinery, nuclear-reactor controllers, fuel controllers and other safety devices), Yangjie or anyone on its behalf, assumes no responsibility or liability for any damages resulting from such improper use of sale.

This publication supersedes & replaces all information previously supplied. For additional information, please visit our website [http:// www.21yangjie.com](http://www.21yangjie.com) , or consult your nearest Yangjie's sales office for further assistance.